



Quality
Quantity
&
Timely delivery
is our **MOTTO**



Our quality is our aim

Sandstones



Yellow



Beige



Grey



Red



Pink



Sandstones



Teak Wood



Sandblasted



Mint



Natural

Honed

Brushed

Sandblasted



Rainbow



Sandblasted




Fossile



Buff Brown



Honed



Honed

Sandblasted

Mandana Red

Sandstones



Autumn Brown



Honed



Brushed



Ripon



Raj Green



Honed



Brushed



Panther



Speckle



Multi Yellow



Honed



Brushed



Black




Honed




Sandblasted

Slates



Kund Multi Colour



Jak Rustic



Jak Black



Raja Red



Mac Green Rustic


Terra Red



SRA Multi Colour


Pure Pink

Slates




Mac Green

Honed




N Green



Chocolate




Honed



California Gold



Indian Autumn



Honed



Honed



SRA Multi Colour




Quartzites



Copper

Honed



Zeera Green

Honed



Silver Shine

Honed




Golden

Honed




Ocean Green

Honed




Silver Grey

Honed



Starta Green

Honed



Gold Green


Honed




Himachal White




Limestones




Kota Blue



Lime Black




Kota Brown




Lime Peacock




Kota Honey




Lime Green



Lime Pink



Tandoor Blue



Tandoor Yellow

Marbles



Rain Forest Golden



Antique Finish



Rain Forest Brown



Antique Finish



Rain Forest Green



Antique Finish



Indian Beige



Onyx Pink



Onyx Green



Black Gold



Bhaislana Black



Ita Gold



Antique Finish



Golden Flower



Antique Finish



Jaisalmer Yellow



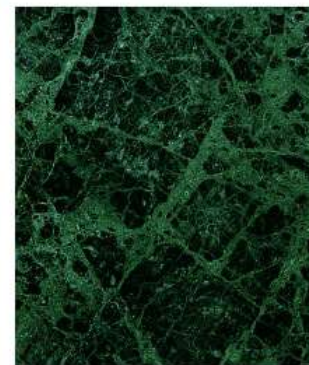
Aburgine White



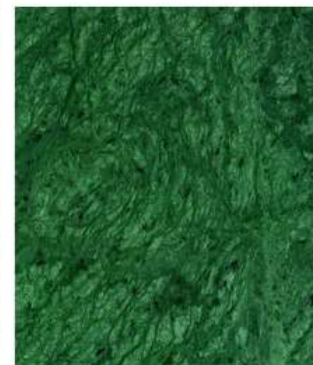
Imperial White



N H Green



Crocodile Green



Forest Green



Chocolate



Katni



Indian Lavante

Granites



Merry Gold



Desert Brown



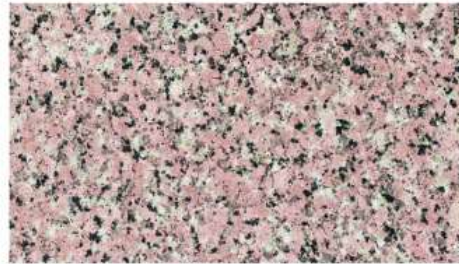
Royal Cream



Yellow Pearl



Chima Blue



Rossy Pink




Jhansi Red



Lakha Red



Mokalsar Green



Summer Green



Ivory Brown



Colonial Gold



Kashmir White



Kashmir Gold

Granites



Imperial White



Lavender Blue



Vizag Blue



Tan Brown




Paradiso Classic



Paradiso Bash



Sapphire Brown



Absolute Black



Black Galaxy



Absolute Black



Red Multi Color



Seaweed Green

Finishes



Antique Finish



Honed Finish



Flamed Finish



Water Jet Finish

Granites are available in the form of:-
Tiles, slabs & blocks.
They are also available in different finishes
like Polished, Honed, Antique, Flamed, Leather,
Satin, Bush Hammered, Brushed & Water Jet.
Further range of colour is available.

Walling Stones



Walling Stones

• More varieties available

Mushroom Stones



Black



Dholpur Pink



N. Green Rustic



Yellow



Green

• More varieties available

Stepping Stones



Dholpur Beige



Chocolate



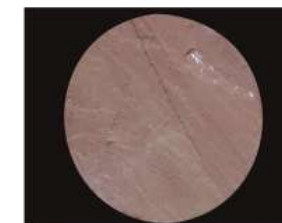
Raveena



Fossil



Grey



Mandana



Modak



Raj Green



Autumn Brown



• More varieties available

Masonry Stones



Mason - 001



Mason - 002



Mason - 003



Mason - 004



Mason - 005



Mason - 006



Mason - 007



Mason - 008



Mason - 009



Wave Pattern



Wave - 001



Wave - 002




Wave - 003



Wave - 004



Wave - 005



Wave - 006



Wave - 007

• Available in all Marble, Limestone & Sandstone.

Ripple Finish

Finishes Available:

*Sawn
Brushed
Sandblasted
Brushed
Natural (Only Sandstones)*



Grey



White Marble



Light Brown

• Available in all Marble, Limestone & Sandstone.



Autumn Brown




Black Marble

Paving Stones



• Full range of colours and finishes available

Chiseled Edge



Colours Available:

- Indian Autumn
- Ita Gold
- Golden Flower
- Rainforest Green
- Rainforest Brown
- Teakwood
- Rainbow
- Lime Pink
- Lime Green
- Kota Brown
- Himachal White
- Black
- Copper
- California Gold

Finishes Available:

- Sawn
- Honed
- Natural
- Brushed
- Sandblasted
- Sandblasted Brushed



• Full range of colours and finishes available



Pool Copings



Colours Available:

Indian Autumn
Ita Gold
Golden Flower
Rainforest Green
Rainforest Brown
Teakwood
Rainbow
Lime Pink
Lime Green
Kota Brown
Himachal White
Black
Copper
California Gold
Gold Green
Silver Grey

Finishes Available:

Sawn
Honed
Natural
Brushed
Sandblasted
Sandblasted Brushed

Mesh Mount Pattern



Kota Blue



Copper



Silver Grey



Mint



Kund Multi Colour



California Gold



Indian Autumn



Gold Green

Colours Available:

Indian Autumn
Ita Gold
Golden Flower
Rainforest Green
Rainforest Brown
Teakwood
Rainbow
Lime Pink
Lime Green
Kota Brown
Himachal White
Black
Copper
California Gold
Gold Green
Silver Grey



Pebbles



White Marble



Rainbow



Teak



Mix



Mix Polished




River Pebbles



• More varieties available

Cobbles



• More varieties available

Sandstone Articles / Garden Furniture



• More varieties available

• More varieties available

Inlays



Table Top



Inlay



Borders



Table Top



Flooring



Mosaic-001



Step Riser



Agate Top (Transparent)



Agate Top (Transparent)

Semi Precious Stones



Sink



Sink & Countertop




MOP Slab



Pink Quartz (Transparent)



Black MOP



Tiger Eye



Agate



Jasper Red



Mellachite



Lapis

• Available in full range of semi precious stones from Inserty 10 x 10 cm to large size slabs

Medallions, Carpet, Murals



Carpet - 1



Mural - 2

• More Varieties available



Mural - 1



Carpet - 2



Mural - 3

Marble Articles



Mosaic-001



• More Varieties available

Sinks



Sink - 001



Sink - 002



Sink - 003



Sink - 004



Sink - 005



Sink - 006



Sink - 007



Sink - 008



Sink - 009

Fire Places



Fire Place - 001



Fire Place - 002



Fire Place - 003



Fire Place - 004



Fire Place - 005



Fire Place - 005





23 X 23



Sq 23 - 001



Sq 23 - 002



Sq 23 - 003



Sq 23 - 004

25 X 25



Sq 25 - 001



Sq 25 - 002



Sq 25 - 003



Sq 25 - 004

48 X 48



Sq 48 - 001



Sq 48 - 002



Sq 48 - 003



Sq 48 - 004




Sq 48 - 005



Sq 48 - 006

20 X 20



Sq 20 - 001



Sq 20 - 002



Sq 20 - 003


10 X 10



Sq 10 - 001



Sq 10 - 002



Sq 10 - 003

Br 23 x 48



Br 21 - 001




Br 21 - 002



Br 21 - 003

Diamond



Di - 001



Di - 002




Di - 003



Di - 004



Di - 005



Di - 006

Hexagon



Hx - 001



Hx - 002



Hx - 003



Hx - 004



Hx - 005



Hx - 006




Tolde



To - 001



To - 002



To - 003

Twin



Tw - 001



Tw - 002



Tw - 003



Terni



Tn - 001



Tn - 002



Tn - 003



Tn - 004



Tn - 005

Br Mix



Br M - 001



Br M - 002



Br M - 003



Br M - 004



Br M - 005



Br M - 006

Corby



Cb-001



Cb-002



Cb-003



Cb-004



Cb-005



Cb-006

Catania



Ct-001



Ct-002



Ct-003



Ct-004



Ct-005



Ct-006

Venezia 12



Ve 12-001




Ve 12-002




Ve 12-003



Ve 12-004



Ve 12-005



Ve 12-006

Ferrara



Fe - 001



Fe - 002



Fe - 003



Fe - 004



Fe - 005



Fe - 006

Firenze



Fi - 001



Fi - 002



Fi - 003



Fi - 004



Fi - 005



Fi - 006

Fermo



Fr - 001



Fr - 002



Fr - 003



Fr - 004



Fr - 005



Fr - 006

Trieste



Tr - 001



Tr - 002



Tr - 003



Tr - 004



Tr - 005

Kite 35 x 35



Ki 35 - 001



Ki 35 - 002




Ki 35 - 003



Ki 35 - 004



Ki 35 - 005



Ki 35 - 006

Kite 23 x 23



Ki 23 - 001



Ki 23 - 002



Ki 23 - 003

Treviso



Tv - 001



Tv - 002



Tv - 003



Tv - 004



Tv - 005



Tv - 006

Asti



As - 001



As - 002



As - 003



As - 004

Br 98 x 48



Br 42 - 001



Br 42 - 002



Br 42 - 003



Br 42 - 004



Br 42 - 005



Br 42 - 006



Roman Pattern



Ro - 001



Ro - 002



Ro - 003



Ro - 004



Ro - 005



Ro - 006

Novara



No - 001



No - 002



No - 003



No - 004



No - 005



No - 006



No - 007



No - 008



Lecce



Le - 001



Le - 002



Le - 003



Le - 004



Le - 005



Le - 006

Latina



La - 001




La - 002



La - 003



Lu - 001



Lu - 002



Lu - 003

Lucca

Palladiyana



Pa - 001



Pa - 002



Pa - 003



Pa - 004



Pa - 005



Pa - 006

Torino



To - 001



To - 002



To - 003



To - 004



To - 005



To - 006



Laspezia



La - 001



La - 002



La - 003



La - 004




La - 005



La - 006



La - 007




La - 008

Laquila



Lq - 001



Lq - 002



Lq - 003



Lq - 004



Lq - 005



Lq - 006



Lq - 007




Lq - 008



Teramo



Tm - 001



Tm - 002



Tm - 003



Tm - 004



Tm - 005



Tm - 006

Massa



Ma - 001



Ma - 002



Ma - 003

Monza



Mo - 001



Mo - 002



Mo - 003

Messina



Me - 001



Me - 002



Me - 003



Me - 004



Me - 005



Me - 006

Br 73 x 15



Br 31 - 001



Br 31 - 002



Br 31 - 005



Br 31 - 003



Br 31 - 004



Br 73 x 35



Br 32 - 001



Br 32 - 002



Br 32 - 003



Br 32 - 004




Br 32 - 005




Br 32 - 006

Cordoba




Co - 001




Co - 002




Co - 003



Co - 004



Co - 005



Co - 006



Udi



Ud - 001



Ud - 002



Ud - 003



Ud - 004



Ud - 005



Ud - 006

Split Face



Sf - 001



Sf - 002



Sf - 003



Sf - 004



Sf - 005



Sf - 006

Water Falls



Wf - 001



Wf - 002



Wf - 003



Wf - 004



Wf - 005



Basket Wave




Bw - 001



Bw - 002



Bw - 003



Bw - 004



Bw - 005



Bw - 006

Linears



Ln - 001



Ln - 002



Ln - 003



Ln - 004



Ln - 005



Ln - 006



Ln - 007



Ln - 008

Ledger Panels



Lp - 001



Lp - 002



Lp - 003



Lp - 004



Lp - 005



Lp - 006



Lp - 007



Lp - 008



Lp - 009



Lp - 010



Lp - 011



Lp - 012



Lp - 013



Lp - 014



Lp - 015



Lp - 016



Lp - 017



Lp - 018



Lp - 019



Lp - 020

Fusion (Glass, Metal, Stone, Wood)



Fu GS - 001



Fu GSM - 002



Fu GS - 003



Fu MW - 004



Fu GSM - 005



Fu GSM - 006




Fu GSM - 007




Fu GM - 008



Fu M - 009




Fu M - 010




Fu M - 011




Fu G - 012



Fu G - 013



Fu G - 014



Fu SM - 015



Fu SM - 016



Fu SM - 017



Bdr SM - 001



Bdr SM - 002



Bdr G - 003



Bdr SM - 004



Bdr SM - 005



Bdr SG - 006



Bdr SM - 007



Bdr SM - 008



Bdr M - 009

Exotics Mosaics



Ex - 001



Ex - 002



Ex - 003



Ex - 004



Ex - 005



Ex - 006



Ex Br - 001



Ex Br - 002



Ex Br - 003




Ex Br - 004

Granite Mosaics




Gm - 001




Gm - 002




Gm - 003



Gm - 004




Gm - 005



Gm - 006



Gm - 007



Gm - 008



Gm - 009



Gm Br - 001



Gm Br - 002



Gm Br - 003



Gm Br - 004

Borders (Marble, Slate, Sandstone)



Bdr SI - 001



Bdr SI - 002



Bdr SI - 003



Bdr SI - 004



Bdr SI - 005



Bdr SI - 006



Bdr SI - 007



Bdr Ss - 001



Bdr Mb - 001



Bdr Mb - 002



Bdr Mb - 003



Bdr Mb - 004



Bdr Mb - 005



Bdr Mb - 006

• More varieties available

Profiles / Edge Finishes

Pf - 001

Pf - 002

Pf - 003

Pf - 004

Pf - 005

Pf - 006

Pf - 007

Pf - 008

Pf - 009

Edge Finishes

Half Round

Flat Polish

Full Round

Step OGEE

• Available in all colours of Marble, Granite, sandstone, Slates, Quartzites & Limestones
• Customize shapes & sizes also available



Pf - 010

Pf - 011

Pf - 012

Pf - 013

Pf - 014

Pf - 015

Pf - 016

Stone Veneer



Natural Stone Veneer is a flexible veneer made of thin layer of various types of real stone which can be applied to many different surfaces like indoors or outdoors, like concrete, ceramic, wood, metal, plywood, fiberglass, backer board, tile, dry wall, painted surfaces, MDF, door skins, cabinetry as well as many other substrates.

Natural Stone Veneer has been tested as a covering veneer in many different environments, proving to be a superb material where a **lightweight real stone** finish is desired & heavy solid stone may not be practical. Huge range of colours available in the natural stone veneer adds to its versatile utility. Because it is made from thin layers of real stone, Natural Stone Veneer is a time and labour saving product that does not require all of the standard masonry tools or methods.

Natural Stone Veneer is not recommended for flooring & kitchen countertop applications. You may use in countertops by putting glass, acrylic or such other transparent materials.



Material Available



Indian Autumn



Copper



California Gold



Golden Green



Jak Black



S P Autumn



Dungarpur Copper



Zeera Green



Multi Pink



Multi Colour



Terra Red



Autumn Rustic



Ocean Green



Silver Shine Gold



R K Black



Dungarpur Golden



Sanjeevani White



Silver Grey



Silver Shine



Multi Copper



Ocean Multi



Raja Red



Forest Green



Sunflower



traditional values

With classic good looks and durability, only natural stone veneer can enhance and enrich the traditional home outlook with authority.



Jak Black

an answer to every need

Here, every need of customers is answered with a wide range of products in standard sizes. At the same time offering the possibility and capability to adopt each product to the formats and special needs of each individual project.



Dungarpur Copper



Terra Red



- Light
- Flexible
- Durable
- Versatile
- Ultra-thin
- Water Stable
- Eco Efficient
- Fire Retardant



Translucent Stone Veneer



for beautiful living

We are proud of the unparalleled selection of natural stone veneer that we offer. You have many of choices to select as per your style.



Autumn Rustic Ocean Multi Kund Multi Dungarpur Golden Deoli Green Copper Terra Red Indian Autumn



Installation

Layout & Patterns

Preparation of the area to be covered and the layout of the Natural Stone Veneer sheets is the same as for natural stone or tile. Time spent preparing the work area will pay off immensely. A preliminary dry fit of Natural Stone Veneer allows for arrangements and orientation of individual sheets, patterns, textures, and colors before final placement. It is recommended that each sheet be dry fit exactly where it will be placed on horizontal or vertical surfaces. Numbering the sheets to track relocation before cutting and trimming is recommended and will save time.

Cutting

Cutting straight lines and curves is best done using long nosed tin snips. Natural Stone Veneer can also be cut with a metal shear, wet saw, or table saw with carbide blade.

Sealers

It is best to pre-seal Natural Stone Veneer sheets prior to installation. This protects and seals the face from adhesives and grout during installation and handling. Natural Stone Veneer can be sealed with the same sealers used for slate, stone tiles, and wood. There are many sealers in the market with various recommended applications. Please use any sealer for the desired luster and penetration required prior to installation.

Adhesives

Know your adhesives; by understanding the specifics of the adhesive, a good deal of time and cost can be saved. All adhesives should be tested prior to any installation including consideration of moisture and temperature in the planned environment. If the application is outdoors, consideration to thermal expansion needs to be taken into account. Since Natural Stone Veneer is a veneer it must expand and contract with the substrate or delamination may occur. Where adhesive primers are recommended the bond should be tested by the installer before final installation.

Recommended Adhesives

- Heavy duty construction adhesive.
- SOLVENT FREE FRP adhesive.
- Premixed grout and tile adhesive.
- Acrylic copolymer based tile adhesive.
- Polyurethane wood glues and PU construction grade adhesives.
- Wood, parquet, and outdoor carpet adhesives.
- Thick latex or acrylic latex type tile adhesive. Use only where air drying can take place. Not recommended for exterior applications.
- Epoxy or Silicone (with primer only)
- Construction grade multi-purpose adhesive or Polyester resin with filler.
- Double-sided foam adhesive (peel & stick).

The back of Natural Stone Veneer may require a filler type adhesive for some applications. For wet environments epoxies, polyester resin and water proof adhesives are the best candidate. Contact adhesives are not recommended due to the uneven backing of Natural Stone Veneer. Do not use where the substrate is a moisture barrier when using non-catalyzing (water vapor type) cure adhesives. Adhesive may not adhere properly if applied between non-porous materials.

Hand Rollers

A hand roller is recommended to remove air between the Natural Stone Veneer and substrate. To properly roll out trapped air, start in the middle of a sheet while firmly rolling to the edge. Do not press too hard while rolling as this may cause back-filled areas to push adhesive out and leave an air void. By proper pre-back-filling and using good rolling techniques a solid, hard surface will be achieved.

Trowels

For best results of adhesive to substrate, a 3/16" notched trowel is recommended. Use a straight trowel for back-filling of voids. Any bumps in the back surface should be sanded flat prior to back-filling. The back of Natural Stone Veneer may require a filler type adhesive to backfill or level out voids of the natural stone. It is always best to back-fill or back-butter voids or depressions in the material before application to a substrate.

Tiling, Grouting & Joining

Natural Stone Veneer can be used to create a tiled effect by leaving a grout joint between cut pieces. Sheets may also be butt-jointed for the look of a smaller seam. Due to the thin nature of Natural Stone Veneer a 1/8" to 1/4" grout joint will produce better results. Test show the use of water based epoxy and acrylic premixed grout work well to fill between the cut veneers. During the sponge-off process, the epoxy will seal the surface of the Natural Stone Veneer as well. These grouts are also available in several colors to match the existing décor. If desired a deeper grout joint can be achieved by removing material just under the grout joint area with a scrapper tool. Modified grout and caulking grout can also be used.

Substrate

In some indoor and most outdoor applications expansion and contraction must be equal to prevent delimitation. A flexible adhesive may be considered in this case. Concrete and masonry substrates must be at least 28 days old. Hydrostatic pressure conditions and vapor transmission cannot exceed 3 lbs. per 1,000 sq. ft. (1,36 kg per 92,9 m2) per 24 hours using a calcium chloride test, and retained moisture should be less than 2.5%.

Composition & Variations

Natural Stone Veneer is laminated to a fiberglass and polyester resin substrate. Since Natural Stone Veneer is a natural Stone Veneer, color and texture variances are not defects within the material, but are inherent to it and part of the natural beauty of quarried materials. Natural Stone Veneer cannot be guaranteed to match dye-lot to dye-lot, so it is recommended that orders take into account future maintenance or re-fit possibilities.

UV & Temperature

The stone surface of Natural Stone Veneer, like most stone elements, acts as a UV inhibitor and will resist high sun conditions for years. When adhered to a substrate, Natural Stone Veneer will handle thermal contraction and or expansion of most standard construction materials. Natural Stone Veneer will handle both high temperatures and freezing without cracking.

Size	7 X 3' (Available on request in selected Slates)
Thickness	0.5 to 2mm varies with colours.
Texture	Varies with Selection of Slate.
Colour	Being natural in origin, variation in colour, pattern & texture is common. Majority quartzite slates being metallic multicoloured in origin, colour variation across different panels is common.
Weight	Approx. 200 gm./sq. ft. = 1.5 kg/sheet of 4 ft. x 2 ft.
Packing	Each sheet individually wrapped with paper / pp bag.
Outer pack	10 such sheets in 5 ply corrugated master box outer.
Dimension	50" x 25" x 2" = 10 sheets 4' x 2' = 15 kgs.
Moisture	Stone & FRP back are both stable in water & moisture. It can be easily use to cover moist & weather affected areas.
Temperature	Veneer is stable from -25 to 80 degree centigrade. the glue selection has to be according to the temperature exposure.
Heat Transfer	Veneer does not enable any sort of heat transfer on either sides.
Pressure	Veneer is stable upto normal pressure. It can resist high pressure provided it is not in impact form which can damage its surface.
Flexibility	Veneer is a flexible bendable material & can bend upto 6" radius.
Expandability	Veneer does not expand or contract above 1mm. In total a slight 1mm. groove in application will be helpful to take care of this.
Surface	Veneer is also offered in various surface protection coatings like glossy, matt, environment protective anti static coating etc.
Protection	It is recommended to coat the surface of all external applications.